

# Care Management PCMH Committee

Person-Centered Medical Home  
Program Update  
February 11, 2026



# PCMH Program Status

As of January 31, 2026

PCMH Program Participants		Sites		Providers	
12/31/25	1/31/26	12/31/25	1/31/26	12/31/25	1/31/26
125	125	559	559	2,568	2,565
103 PCMH Approved Practices  NCQA Sustained Recognition		10 Glide Path Practices  Working Towards NCQA Recognition		0 Glide Path Renewal Practices  Working towards NCQA Renewal Recognition	
				16 PCMH Accredited Practices  Includes FQHCs	

Note: 4 Practices have sites in both PCMH & Glide Path Programs

# PCMH Approved Practices

## PCMH Approved Practices

12/31/25

**102**

1/31/26

**103**

New Approved Practices: 0  
Completed Glide Path Renewal: 1  
Moved to Glide Path Renewal: 0  
Practices Termed: 0

## PCMH Approved Sites

12/31/25

**403**

1/31/26

**405**

New Approved Sites: 0  
Completed Glide Path: 0  
Completed Glide Path Renewal: 2  
Sites Termed: 0

## PCMH Approved Providers

12/31/25

**1,910**

1/31/26

**1,910**

Completed Glide Path: 0  
Completed Glide Path Renewal: 4  
Providers Added: 4  
Providers Termed: 8

# PCMH Adult & Pediatric Practices

**103** PCMH Approved  
Practices

**405**  
PCMH Approved Sites

**33** Internal  
Medicine  
PCMH  
Practices  
with **169** Sites

**23** Family  
Medicine  
PCMH  
Practices  
with **119** Sites

**65** Pediatric  
PCMH  
Practices  
with **116** Sites

**1** Geriatric  
PCMH  
Practice  
with **1** Site

*This data reflects current information through January 31, 2026*

*Note: 8 Practices have sites in 3 of the 4 categories & 3 Practices have sites in 2 of the 4 categories.  
Sites are counted once.*

# PCMH Glide Path Practices

## Glide Path Practices

12/31/25

**10**

1/31/26

**10**

New Practices: 0

Completed Glide Path: 0

Practices Termed: 0

## Glide Path Renewal (GPR) Practices

12/31/25

**1**

1/31/26

**0**

Completed GPR: 1

Moved to GPR: 0

## Glide Path Sites

12/31/25

**13**

1/31/26

**13**

New Practice Sites: 0

Completed Glide Path: 0

Sites Termed: 0

## Glide Path Providers

12/31/25

**44**

1/31/26

**44**

New Providers: 0

Completed Glide Path: 0

Providers Added: 0

Providers Termed: 0

**0 Sites**

**0 Providers**

Sites Completed GPR: 2

Sites Moved to GPR: 0

Providers Completed GPR: 4

Providers Moved to GPR: 0

# PCMH Accredited Program Participants

Federally Qualified Health Centers (FQHCs) and FQHC look-alikes are program participants\*

## PCMH Accredited Participants

12/31/25

**16**

1/31/26

**16**

No Change

## PCMH Accredited Sites

12/31/25

**141**

1/31/26

**141**

Sites Added: 0

Sites Terminated: 0

## PCMH Accredited Providers

12/31/25

**610**

1/31/26

**611**

Providers Added: 2

Providers Terminated: 1

\*Federally Qualified Health Centers (FQHCs) and FQHC look-alikes are PCMH program participants if they are pursuing and/or have obtained the Joint Commission Ambulatory Care accreditation with Primary Care Medical Home certification as well as NCQA recognition.



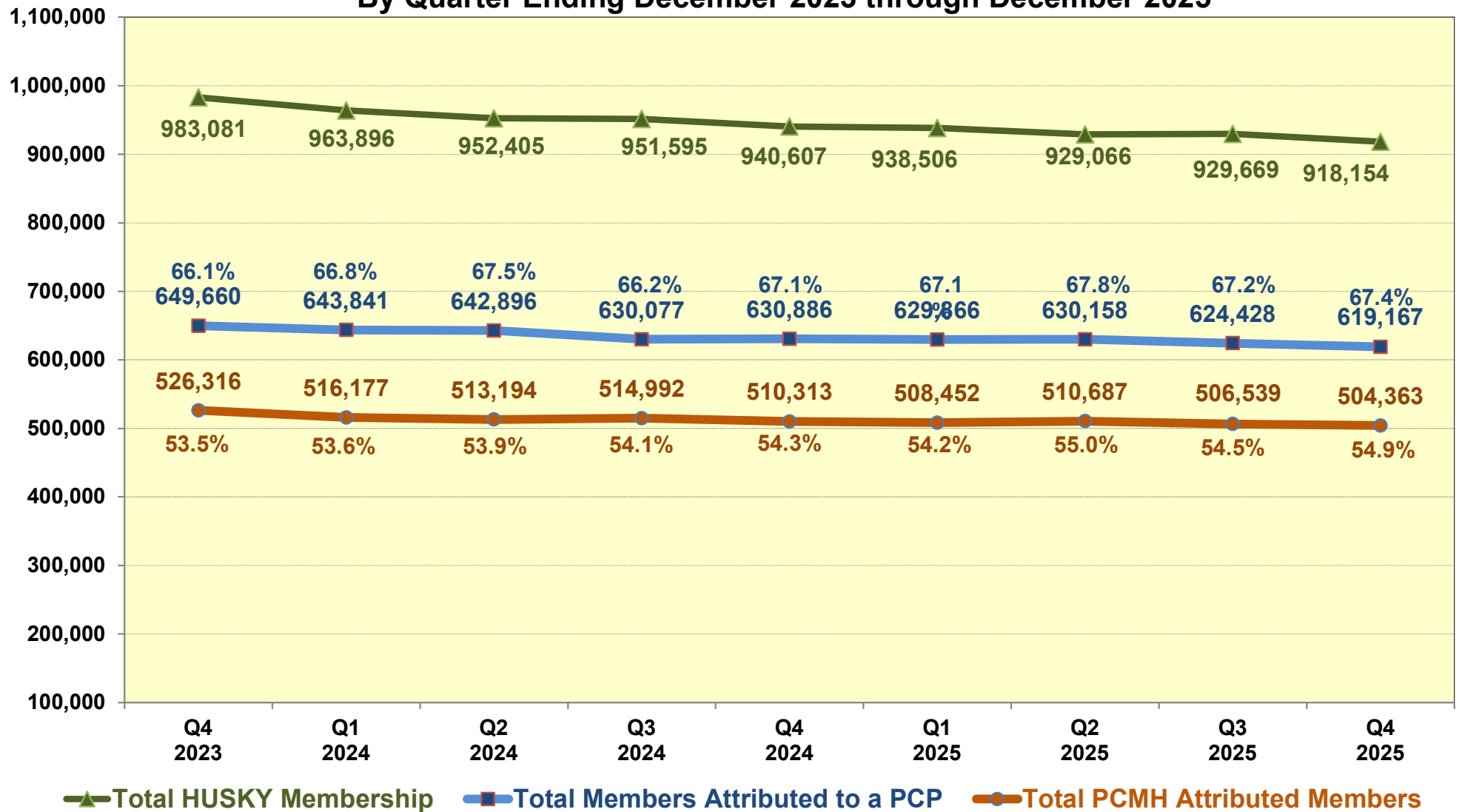
# PCMH CY2026 Program Recruitment

## Recruitment as of January 31, 2026

- **0 New Practice Sites**
  - 0 New Practice Sites
  - 0 New Sites from Current PCMH Practices
- **0 Providers**
  - 0 From New Practice Sites
  - 0 From New Sites from Current PCMH Practices

# PCMH Program Member Attribution

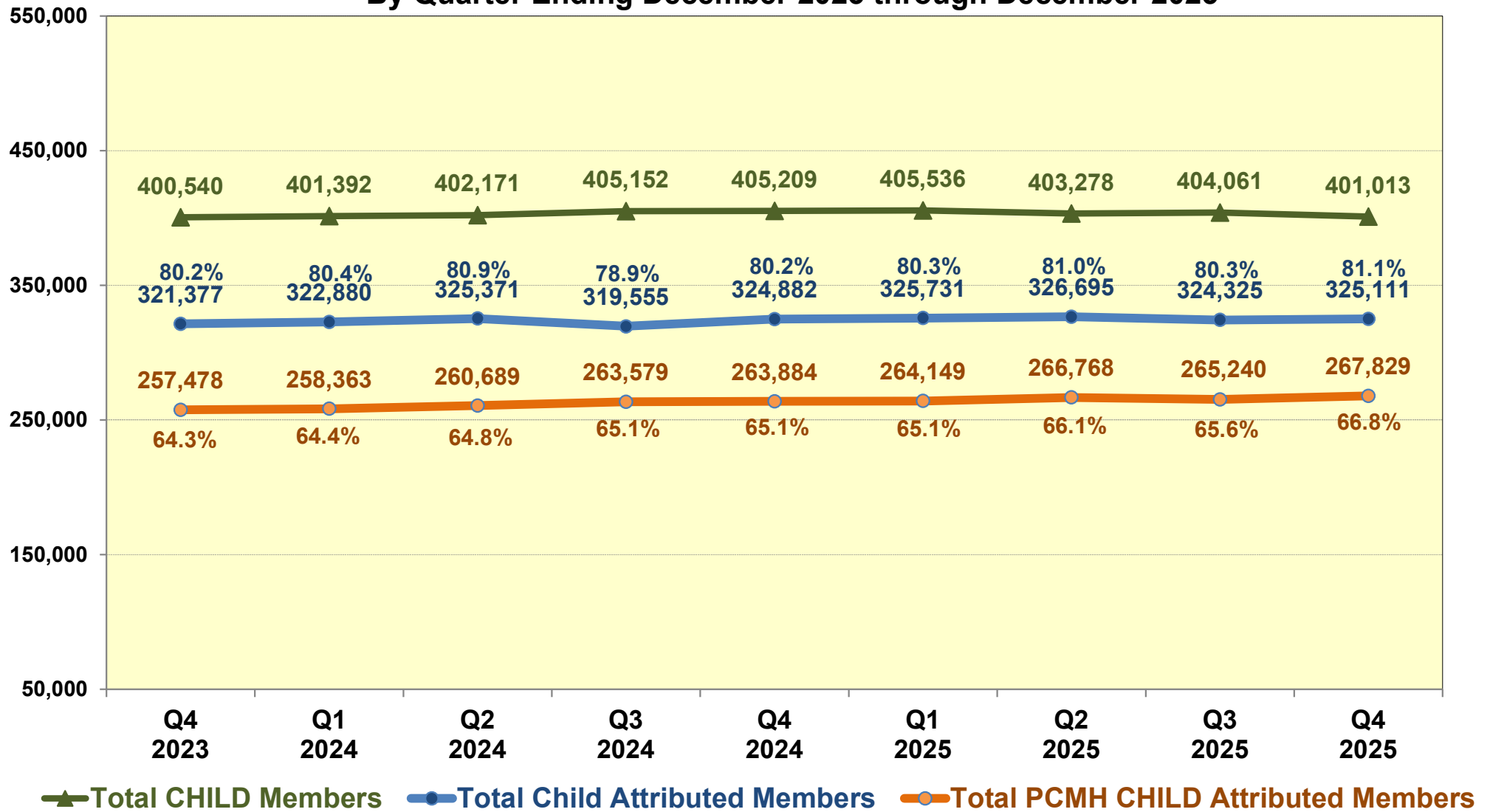
Summary of Total HUSKY Membership, Total Members Attributed to a PCP  
and Total PCMH Attributed Members  
By Quarter Ending December 2023 through December 2025





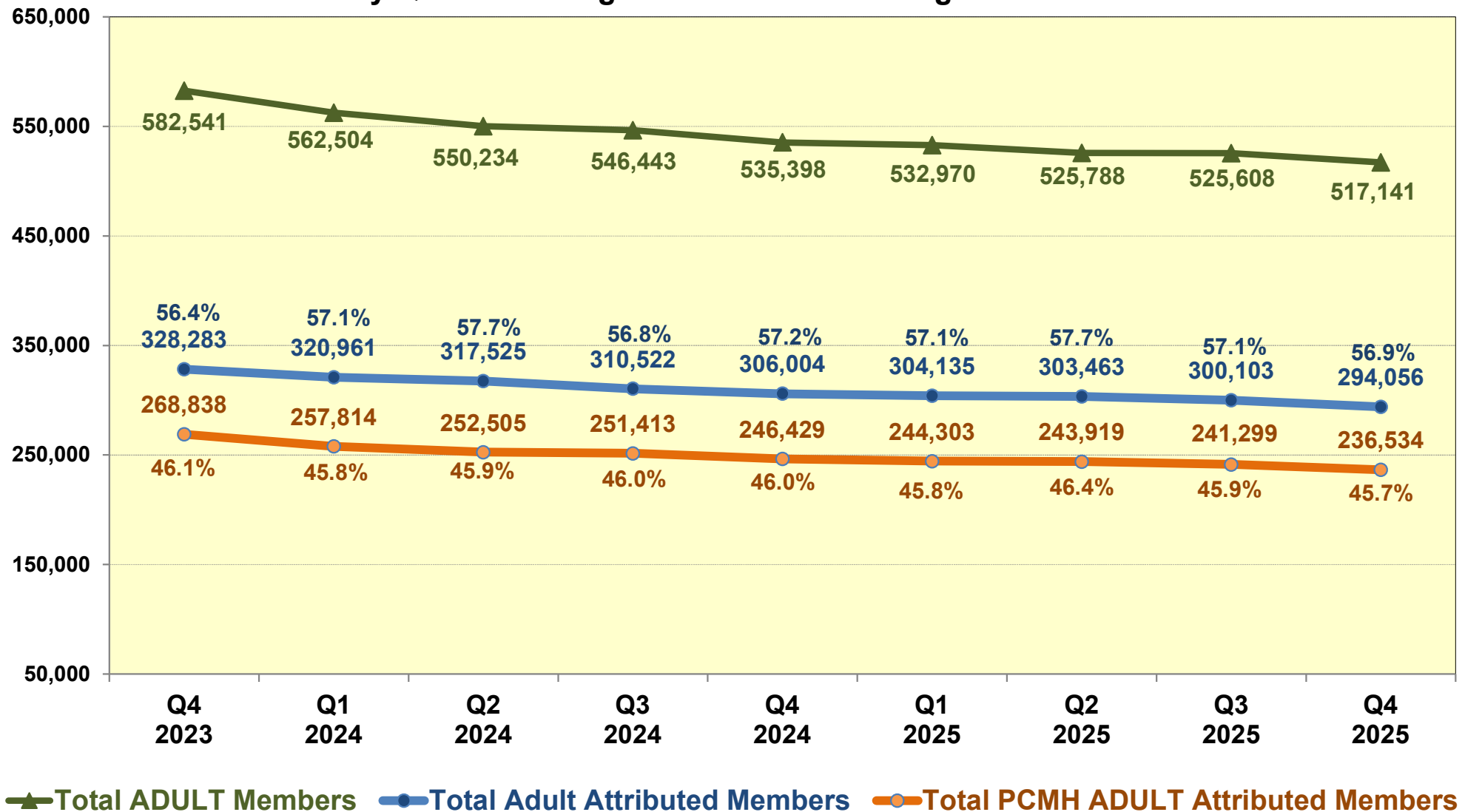
# PCMH Program CHILD Member Attribution

Comparison of Total CHILD Members, Total CHILD Attributed Members,  
and Total PCMH CHILD Attributed Members  
By Quarter Ending December 2023 through December 2025

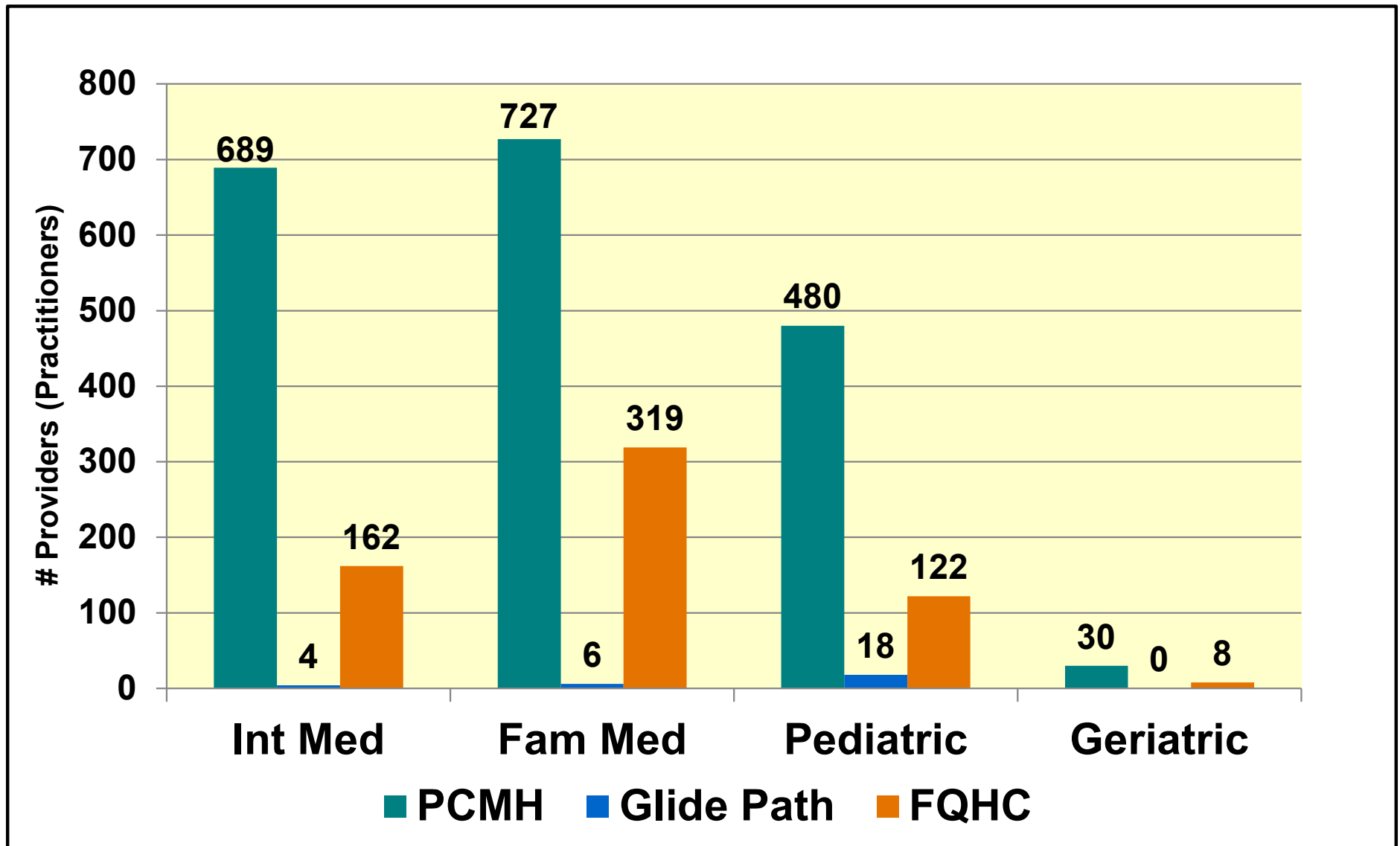


# PCMH Program ADULT Member Attribution

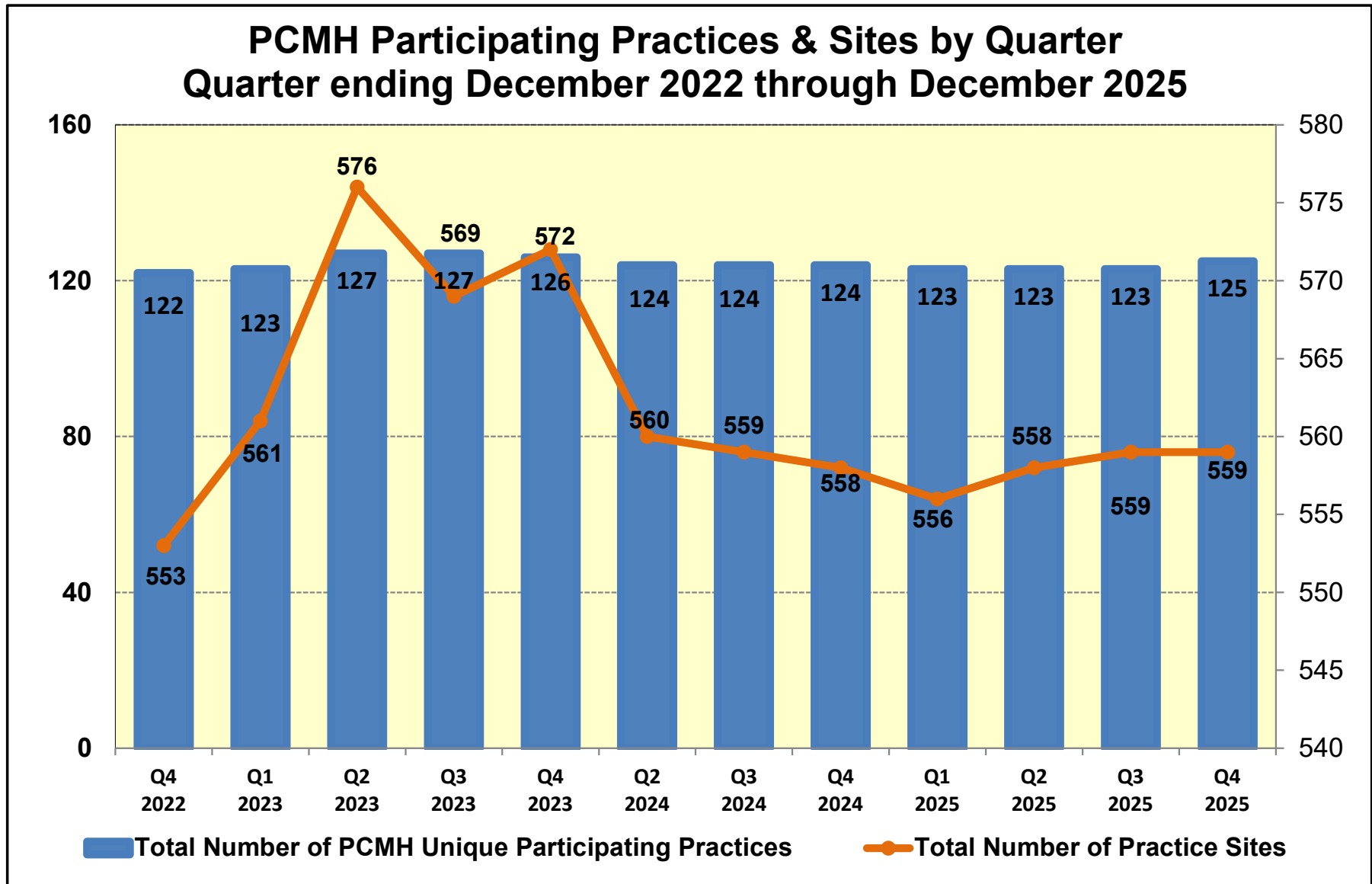
Comparison of Total ADULT Members, Total ADULT Attributed Members,  
and Total PCMH ADULT Attributed Members  
By Quarter Ending December 2023 through December 2025



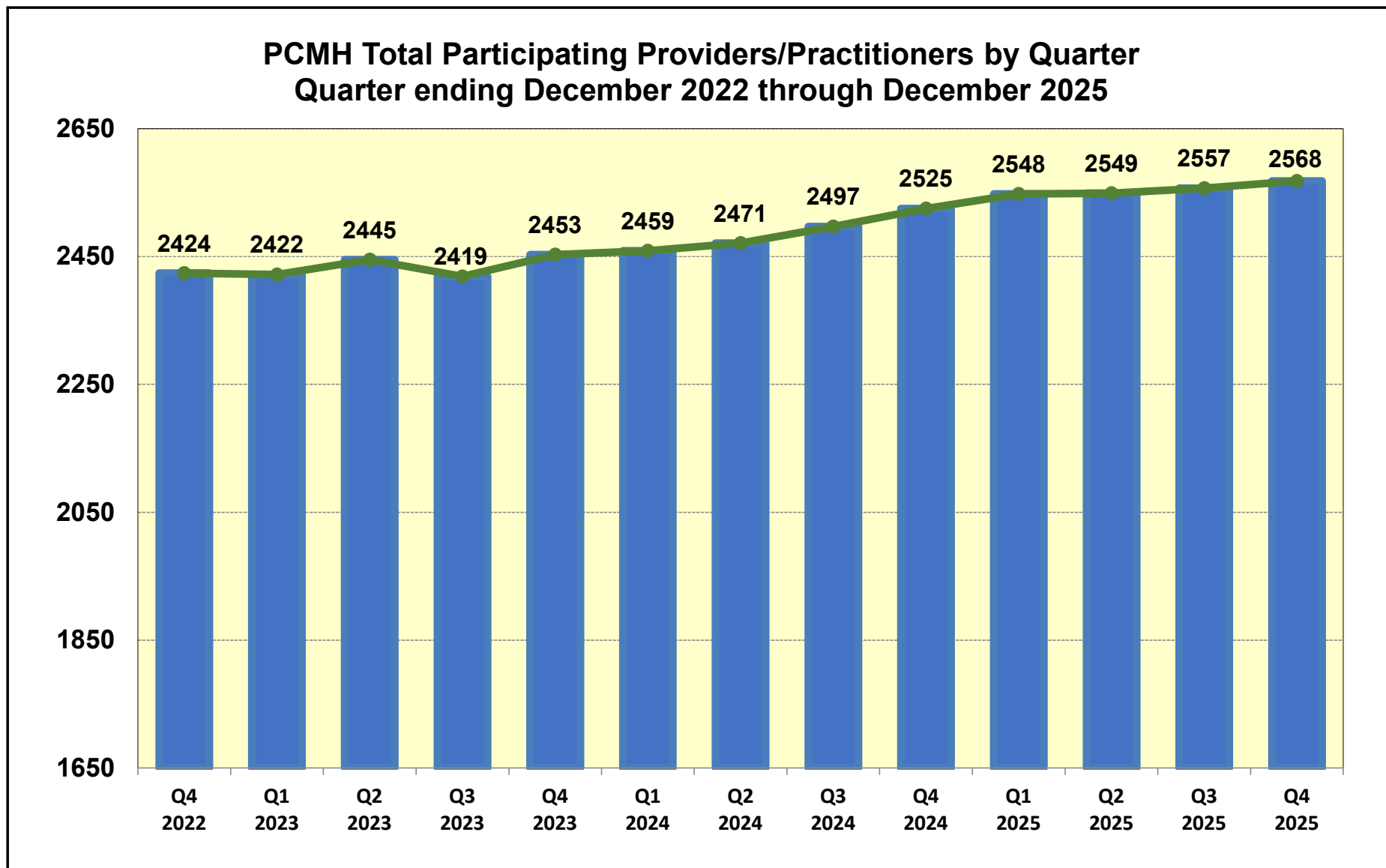
# Provider Specialty by PCMH Program Participation as of January 31, 2026



# PCMH Program Trends-Practices & Sites



# PCMH Program Trends - Providers



# CPTS Practice QI Engagement

## ■ Measurement year (MY) 2025 QI Activity Summary<sup>1</sup>

	PCMH	Glide Path	FQHC	TOTAL
Contacted Practices	93	7	15	<b>115</b>
Engaged Practices	81	7	15	<b>103</b>
Engagement Rate	87%	100%	100%	<b>90%</b>

## ■ Measurement year (MY) 2024 Final Results

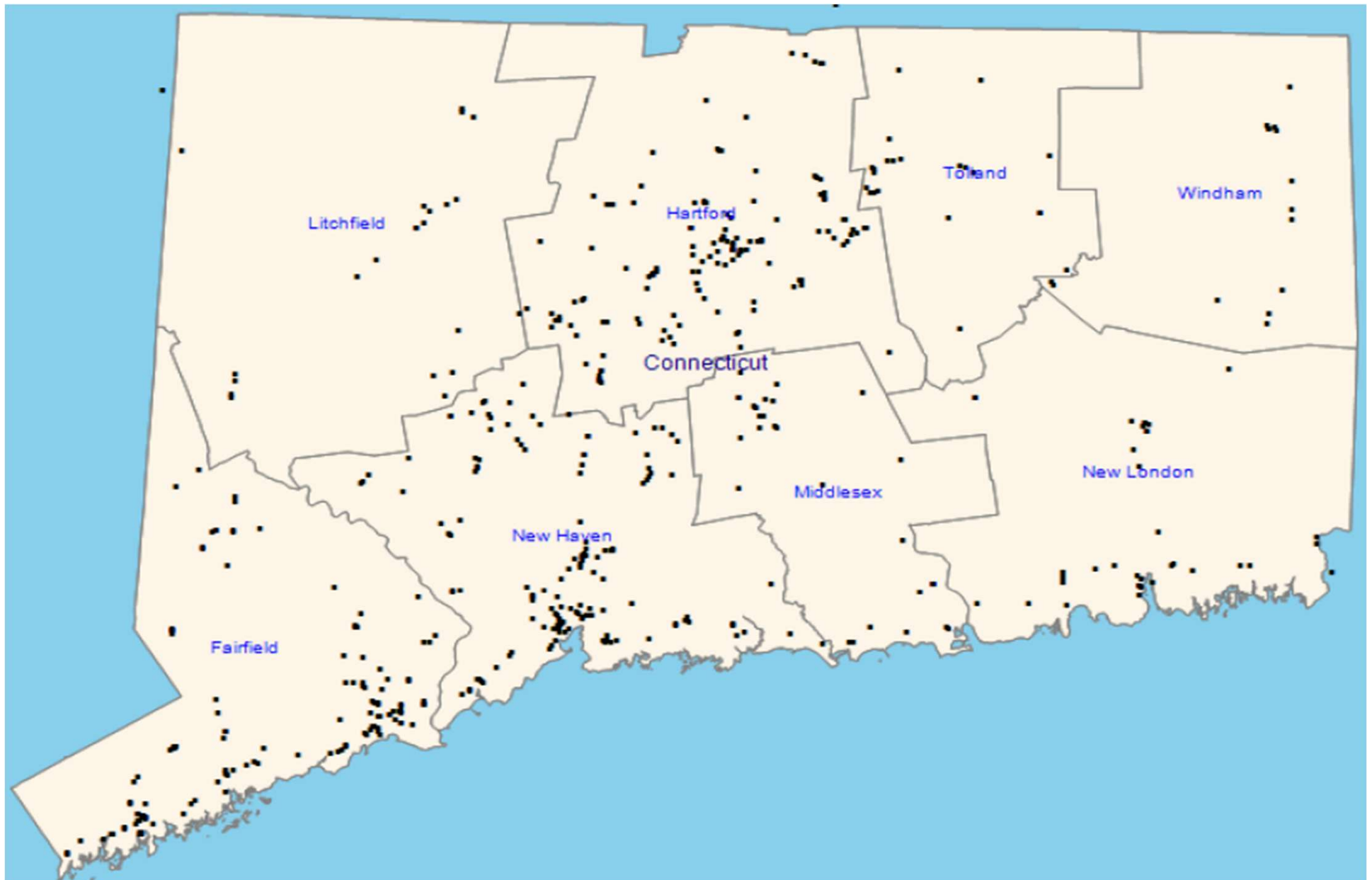
- 91 engaged PCMH practices (increase of 22 practices from 2023)
- Improved 37 different measures
- Overall, a 3% - 57.5% net rate increase was demonstrated

<sup>1</sup> Results reflect Q.I. activity from January 1, 2025, to December 31, 2025.



# PCMH Practice Site Locations

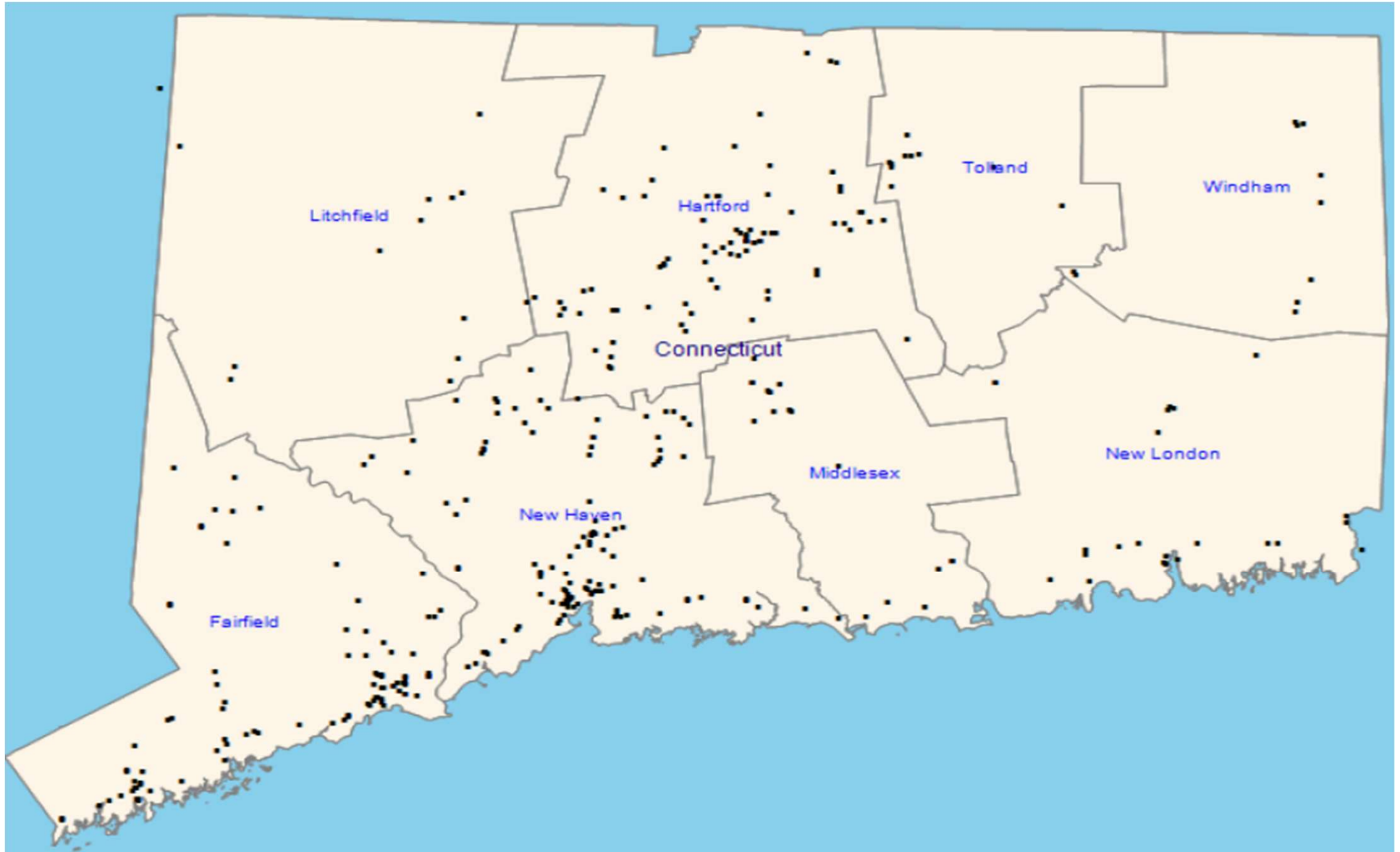
# All PCMH Program Practice Site Locations



Note: Data is as of December 31, 2025. Maps are updated Quarterly

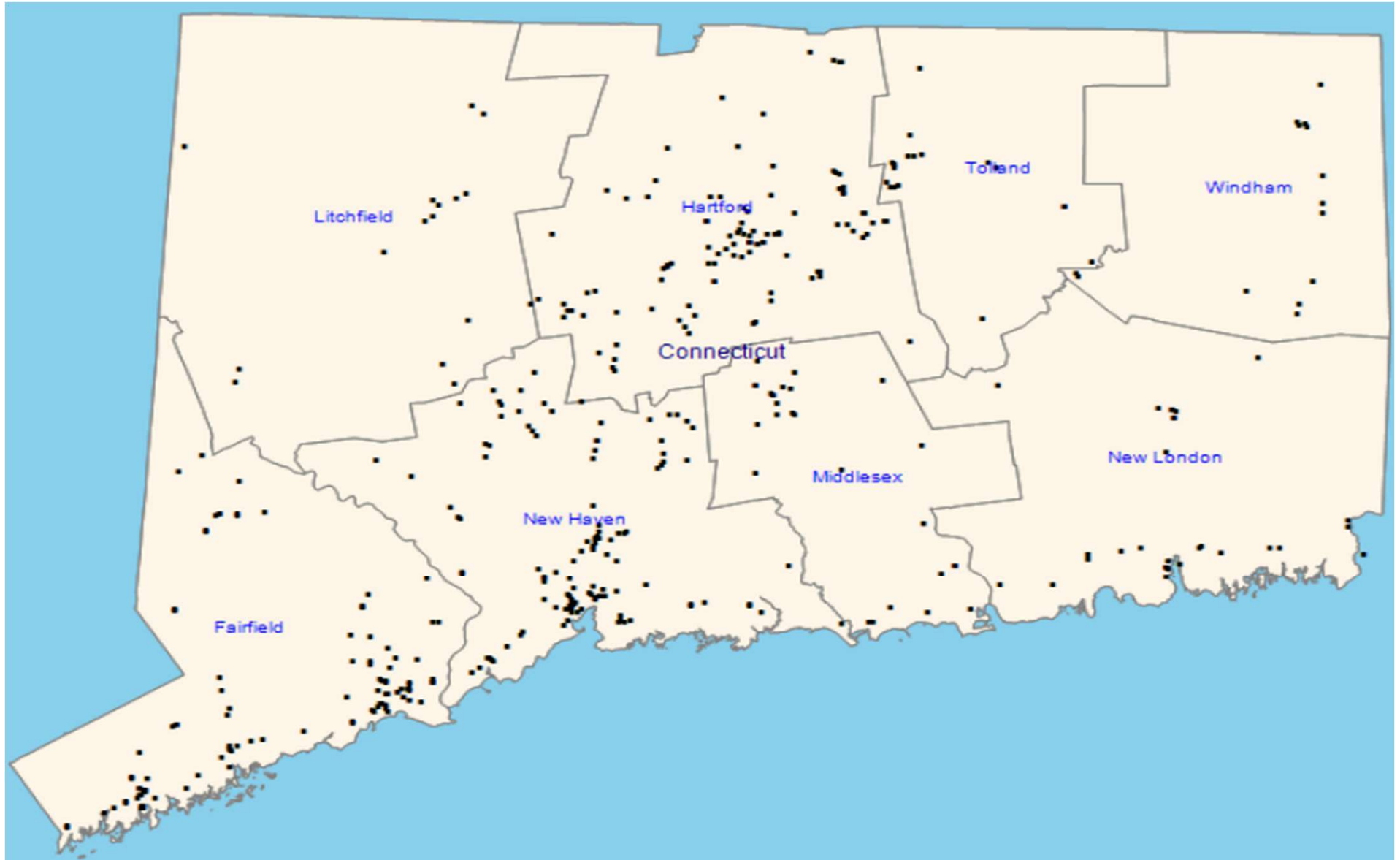


# Internal Medicine PCMH Program Practice Site Locations



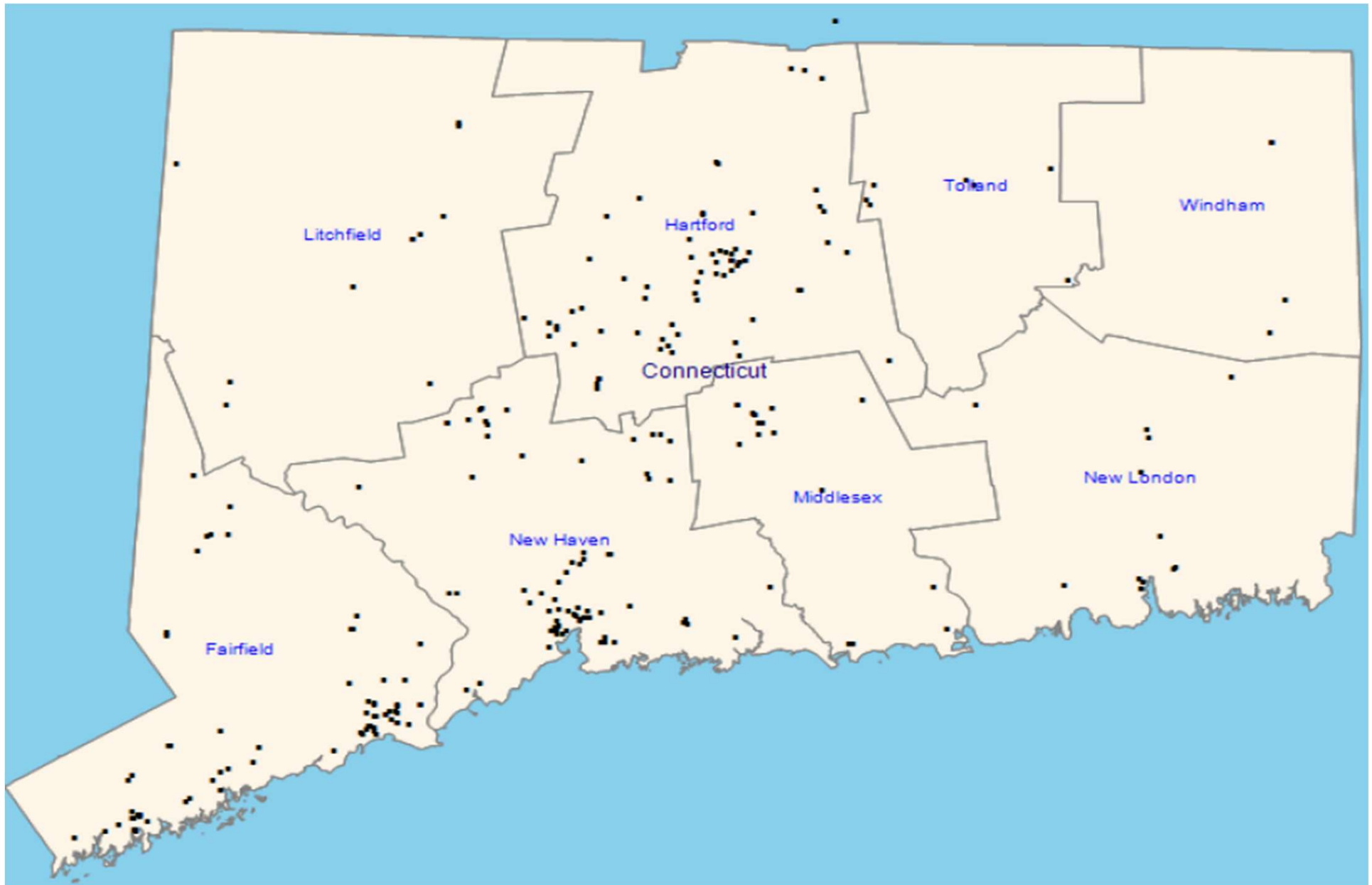
Note: Data is as of December 31, 2025

# Family Practice PCMH Program Practice Site Locations



Note: Data is as of December 31, 2025

# Pediatric PCMH Program Practice Site Locations



Note: Data is as of December 31, 2025